

MONO LED WALL WASHER

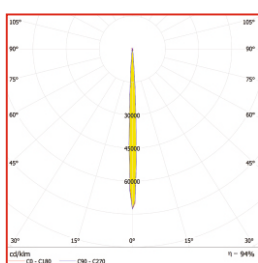
Dlinear is an energy efficient linear wall washer capable of creating Dramatic, customized lighting effect and patterns with the option of wide category of optics near far, narrow wide applications can be lit up creating mesmerized memory.



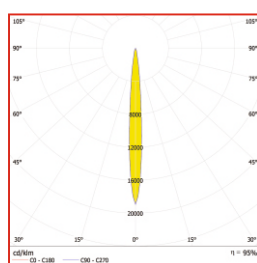
TECHNICAL DATA

Product Code	Power (W)	Voltage (V)	Luminous Flux (lm)	Beam Angle (Degree)	CCT	Luminous Efficacy (lm/v)	CRI
DL464616XXW W1000XXXX	16	220-230	≥1600	4/10/25/40/Sym/Asym	2700, 4000, 5700K	≥ 100	>70
DL464616XXW W1000XXXX	20	220-230	≥1000	4/10/25/40/Sym/Asym	2700, 4000, 5700K	≥ 100	>70
DL464616XXW W1000XXXX	24	220-230	≥1200	4/10/25/40/Sym/Asym	2700, 4000, 5700K	≥ 100	>70
DL464616XXW W1000XXXX	40	220-230	≥2000	4/10/25/40/Sym/Asym	2700, 4000, 5700K	≥ 100	>70
DL464616XXW W1000XXXX	60	220-230	≥3000	4/10/25/40/Sym/Asym	2700, 4000, 5700K	≥ 100	>70

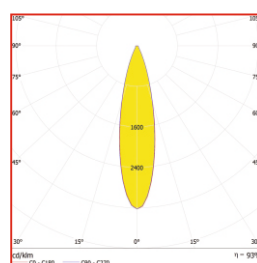
POLAR PLOT



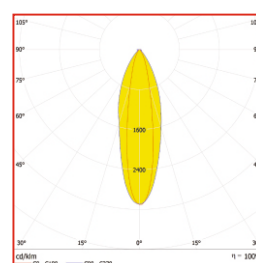
4°



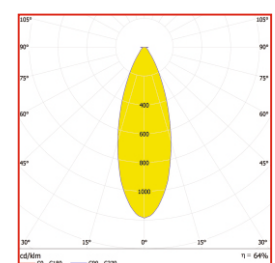
9°



25°



30X15°



40°

TECHNICAL DATASHEET



R-93022861

R-93022861

ELECTRICAL

LED Wattage (W)	24-25W
Operation Input Voltage(VAC)	220-240V AC
*Operating input frequency range(Hz)	50-60Hz
*Total Harmonic Distortion (%)	<15%
*Power Factor	>0.9
*Driver Efficiency	>85%
*Driver Isolation	Yes
Over Voltage protection	Yes
Under voltage protection	Yes
Short circuit protection	Yes
LED Open circuit protection	Yes
Surge Protection	6kV
Electrical Class	Class 2US, Class 2 EU
Electromagnetic Compliance (EMC)	EN 55015:2013/A1:2015, EN 61000-4, -3,-4, -5, -6, -8, -11:2014, EN 61000-3 -2, -3:2013

OPTICAL

LED	Osram, Seol, Refond, Lattice Power or Equivalent
BIN Details	Highest Lumen Bin
Color Temperature (K)	2700-6500K
CRI	>70+/-2
Beam Angle	120 deg
Optic Material	PC/PMMA
Protector	Toughened Glass

ENVIRONMENTAL

Working Temp.Range	-10 deg to +45 deg C
Working Humidity Range	0-95%
Max Recommended junction temp	80 deg C
Max Allowable junction temp	90 deg C
Life of Junction temperature @85 deg C	60000 hours

MECHANICAL

Housing	Aluminium Extrusion
IP Rating	IP66
IK Rating	IK07